




Books about the Power of Creativity

Creativity is a Super Power! It is a key that unlocks and opens up parts of a child's mind for exploration and expression, building pathways that lead to success in nearly everything he/she does. Supporting a child's creativity helps promote a healthy and happy overall wellness.

Creativity is not limited to artistic and musical expression– it is also essential for developing skills in science and math, and even social and emotional intelligence. Fostering creativity enables children to become flexible thinkers and good problem solvers which help them adjust to change and take advantage of new opportunities! And, being creative is Super Power fun!

Recommended for Read-Aloud

* Books with a star are available at very low cost through the First Book Marketplace: www.fbmarketplace.org/favorite-preschool-read-alouds




Not A Box

written and illustrated by Antoinette Portis

A box is just a box . . . or is it? Through creative play a small rabbit demonstrates that the power of imagination can make pretend feel so real that it actually becomes real!


Preschool – 1st grade



Flotsam (winner of the Caldecott Medal)

written and illustrated by David Wiesner


When a young boy goes to the beach to collect and examine the typical objects that wash ashore, he discovers something unexpected—a barnacle-encrusted underwater camera. Children delight in this imaginative exploration of the mysteries of the deep. *Preschool - 2nd grade*



* **The Dot**

written and illustrated by Peter H. Reynolds


A little girl in art class who stubbornly decides she is uncreative, finds herself frustrated as she looks at a blank piece of paper. Her teacher encourages her to begin by making just one mark on the paper. This one dot starts the girl on a journey of self-discovery. *Preschool–2nd grade*



Frederick

written and illustrated by Leo Lionni

Frederick is unlike some of the other field mice. Instead of gathering supplies that will keep him warm in winter, this endearing little dreamer and poet gathers “sun rays for the cold dark winter days,” and “colors and words,” to warm the hearts of his fellow mice. *Preschool–1st grade*




Mouse Paint

written and illustrated by Ellen Stoll Walsh

This cheery and imaginative book is a colorful romp about three white mice who dip, mix, and paint primary colors to create their own masterpiece.

Preschool–2nd grade




Just Line Around

written and illustrated by Kinsy McVay

This book helps teach young, creative minds about the most basic elements of art-making through the Super Power of Imagination as a simple line performs zany acrobatics to become a masterpiece on paper!

Preschool–1st grade




Beautiful Oops!

written and illustrated by Barney Saltzberg

This sweet book offers a life lesson for children: not only is it okay to make mistakes, but sometimes mistakes can lead to fun adventure in creativity and unexpected discoveries.

Preschool–3rd grade




The Squiggle

by Carole Lexa Schaefer, illustrated by Pierr Morgan

When a little girl discovers a red string on the ground, an imagined world opens up as she creates shapes that bring to life a dancing dragon, fireworks, a gold fish pond, and even the moon.

Preschool–2nd grade




* It Looked Like Spilt Milk

written and illustrated by Charles Shaw

This beloved picture book teaches that, with a little imagination, anything can be anything! A white shape silhouetted against a blue background can look like a splotch of spilt milk, a bird in flight, or whatever a young reader can imagine.

Preschool–3rd grade



Weslandia

by Paul Fleischman, illustrated by Kevin Hawkes

A young boy, Wesley, embarks on a journey of self-discovery through his own imagination, inventiveness, and ingenuity by creating a beautifully sophisticated civilization. Enter the incredible world of Weslandia!

Preschool–3rd grade

Ideas to Extend the Power of Books in the Classroom

Super Power: Creativity

Start by reading a selection of children's books that spark the imagination and encourage creativity. Bring these books to life through activities and artistic adventures that provide ways for children to practice the "Super Powers" introduced in the stories.

Create Opportunities to Celebrate and Practice Creativity

How Many Colors Can You Make?

How many colors can children create by mixing primary colors? Offer children red, blue, and yellow paints, paper and brushes, and containers to mix the paint in to create new colors. After mixing the paint, children can use their Creativity Super Power to make works of art with the new colors they have created.

What Can You Dream Up?

Collect or find in a clean recycling bin, various construction materials such as paper towel rolls, milk jug caps, colorful paper scraps, bits of yarn, egg cartons, etc. Encourage children to explore these pieces and create whatever their imaginations can dream up! Children can work alone or in small groups to construct and then describe their creations.

Continue the Tale

Introduce a group project of story-making that builds momentum and imagination from one child to the next.

- Prepare a box with various objects, making sure there are enough objects so each child receives one.
- Sit in a circle with the box in the center.
One child selects an object from the box and makes up a story that includes the object she is holding.
- Each child, in turn, chooses an object and incorporates it into the story the previous child started, building onto the existing tale.
The tale is complete after every child has had a turn to pick an object, and add to the story.

Pictures in the Sky

A classic and timeless activity! Bring children outside to look at clouds passing overhead in the sky. Using their Creative Super Power, ask them to describe what shapes they see in the clouds. Perhaps they see a puffy cloud shaped like a rabbit or a race car! Later, children can recreate the shapes by gluing cotton balls to colored paper.

What in the World?

After reading a book, such as *Flotsam*, ask children to close their eyes and imagine what life is like under the sea, under the ground, or any other mysterious place. Invite them to create art pieces of these images using paint or markers on paper, collage, or building materials.


Engage Families

Reading aloud is a proven way for families to help their children develop the “super powers” they need to love books, become readers, and enjoy success in school and in life!

Explore the Tool Kit of resources online at www.familyreading.org/read-aloud-challenge that includes a calendar of read-aloud fun, activities for kids and families, and recommended books for read-aloud.

Here are ways to keep families actively engaged during the *Books are my Super Power* Read-Aloud Challenge in March:

- Print and send home the Read-Aloud Challenge Calendar. Families can hang it on their refrigerator to keep up with special events and challenges. Use ideas on the calendar in your classroom newsletters to families. Activity ideas from the calendar can be used for your classroom planning as well!
- Send home the Super Power Kids’ Activity page or do this activity at school for kids to take home. Children can decorate and cut out a Mask and Cuffs to become a Read-Aloud Super Hero!
- Print out the Kids’ Read-Aloud Pledge for each student. Children can decorate, fold into a little booklet, and share with their families.
- Invite families to take the Read-Aloud Challenge Pledge online and be eligible for prize packages of books and to download read-aloud activities.
- Invite and remind families to share photos on the Family Reading Partnership Facebook page of their family reading together and they will be entered into drawings for weekly prizes.
- Expand your classroom library by having a book drive in the community of a book swap at school so children can take books home to borrow or to keep.



in partnership with



National Head Start Association
members, visit:
www.nhsa.org/read-aloud-challenge
to pledge and access the tool kit.

You can also join the NHSA
Read-Aloud Challenge event on
Facebook to post pictures!